

VALLEY OF THE SUN



KOI CLUB



Desert Koi Newsletter November 2007

www.vskc.net

Presidents Message

By Corey Garrett



I want to personally thank David Yee for all his planning and hard work that made our annual picnic a huge success with over 45 participants this year. The weather is gradually changing, and for our Koi in Arizona it becomes the optimal growing season and the perfect time of year to buy Koi. If you are looking for quality Koi or goldfish to add to your Koi family I recommend going to the Tucson show Veterans Day weekend and I also recommend you contact Brian at CTK. I know Brian is trying to put together a Koi buying trip to Japan in October 2008, so start saving in your piggy bank and give him a call to reserve your spot.

This is a reminder to reserve a few days to assist with our own Koi show in February. We need your help, and we need you to show your beautiful Koi. We want to make a great showing. Our trophies this year are sponsored by Koi Nations. Please take the time to look at one of the premier Koi magazines and support an organization that supports our club by subscribing to Koi Nations. It will be the best magazine you subscribe to, and it makes an excellent holiday gift that comes in the mail every other month for an entire year.

Congratulations to Bryan and Robbi for their Kohaku that won Young Champion at the Las Vegas Koi Show and best wishes for our club members who are showing in Tucson.

Backyard Koi Fin Repair

By Robbi McCleney

Valley of The Sun Koi Club was lucky enough to have 5 excellent quality Koi donated to our Auction for February 2008. Unfortunately for one, he jumped while being caught. The Koi was finally captured in a towel after he had bounced off a wall, the filter and several cement blocks. He was stressed and sustained a torn right pectoral fin across the main ray in addition to a mild anal fin tear. His chance of healing the anal fin without intervention was good however the pectoral fin injury was severe.

We had Amikacin on site. He received an injection according to dosage recommendation in the [AKCA Guide To Koi Health](#) (The best \$5 you will spend!). He was placed in a 2000-gallon quarantine tank with salt maintained between .2-.3%. This was a Sunday night; we could not reexamine him again until Saturday. Doc Johnson's recipe for salt is 3 pounds of non-ionized salt per hundred gallons = 0.3%. We use Motons non-ionized Salt in the brown paper bag. Doc Johnson indicates Kosher salt, Sea Salt, Non-Iodized Table, Rock and Ice Cream Salts are acceptable. Do not use salt intended for livestock if it contains any minerals or trace elements. Caution! No YPS or Yellow Prussiate of Soda should be in the salt. Prussic Acid is hazardous to fish because it dissociates into Prussic Acid in water! (www.koivet.com)

Saturday morning he was caught and kept in a clear plastic transport bag with approximately one-gallon of pond water. Oil of Clove was added as a sedation agent. (www.PondRX.com recommends 5 drops per 1 gallon of pond water.) The goal is to sedate the Koi so you can handle it but not over-medicate. If you do over medicate the Koi will have problems waking up.

Once the Koi was sedated, I examined him for additional trauma and cleaned the pectoral fin with a cotton ball and iodine solution not iodine soap. I used 4-0 Vicryl suture on a cutting needle. This is a dissolving suture but it should last long enough to allow the fin to heal. This was not my first suture material choice; I would have preferred a non-absorbable suture with a non-cutting needle. This would mean the Koi would need caught to have the suture removed and allow re-examination. However I only had Vicryl and I was going out of town for several months, so I used it. Following the fin repair he received as additional dose of Amikacin.

The Koi was placed back into the quarantine system to wake up. You need to make sure that fresh pond water is going across the gills. To do this cradle the Koi in one hand, hold the tail with your other hand and move the Koi back and forth. If you have a waterfall or dripping water you can hold him in the breaking water surface-just make sure you do not cause eye trauma from the water current or pressure. Depending on how much Oil of Clove you used will depend on the wake up time. We support the Koi until it can swim away on its own. They usually go the bottom and fully recover.

I have been out of town for 5 weeks. I am told he is doing well. When I return I plan on catching him to see the results.








2008 GREATER PHOENIX OPEN
KOI AND GOLDFISH SHOW
FEBRUARY 8-9-10

See the web page for all the details www.vskc.net

VENDOR DOLLARS
VENDOR DOLLARS

\$\$\$ 100.00 vendor dollars to each Valley Of The Sun Koi Club membership (one per family)

who actively participates in the 2008 Greater Phoenix Open Koi Show. To receive the 100 vendor dollars you must:

-  Purchase a show tank for Koi in the 2008 Greater Phoenix Koi Show
-  Give at least 4 hours of volunteer work
-  Purchase a banquet ticket
-  Must be dues current for 2007-2008 (Pay one year of dues at the time of registration if not current)
-  The money/Vendor Dollars **MUST** be spent at the 2008 Greater Phoenix Koi Show Koi Club Onsite Vendors

The Club Barbeque was a great success this year:
Here are a few pictures of the day.



GOLDFISH 101 from Spike's Gold fish Guide by Peter J. Ponzio
Photos from www.goldfishnet.com

Goldfish are like Koi regarding classification, color and conformation. They also have the characteristics of different types of tails, scalation, eyes, head growth, dorsal fin types and miscellaneous items.

Bryan 602-989-3966 has 4 copies of this book at cost \$7. Once these are sold all additional copies are \$15 per GFSA guidelines. Peter is our head Goldfish judge for this year show and www.goldfishnet.com is a vendor for Tucson's show and ours.

Head growth is the most obvious for most so let's review this.

1) Goose head-limited to the top of the head



2) Tiger head-limited to the top of the head and cheeks



3) Lionhead- full head, the growth appears on the top, cheeks and opercula.



